

# Rug

Les traductions désuètes sont identifiées ainsi.


 Low-tech with Refugees - Low-tech & Réfugiés



<https://wiki.lowtechlab.org/wiki/Tapis/en>

Dernière modification le 30/07/2024

 Difficulté Facile

 Durée 4 heure(s)

 Coût 0 EUR (€)

## Description

making a carpet from multi-functional fabric.

# Sommaire

## Sommaire

---

Description

Sommaire

Introduction

Étape 1 - Fabric preparation

Étape 2 - Braiding

Étape 3 - Finishing touches

Commentaires

# Introduction

This tutorial presents all the steps involved in the manufacture of a multi-functional rug, suitable for use as an under-floor, under-foot, shower exit...

The idea is to use clothes you don't need.



## Matériaux

- Clothes

---

## Outils

- scissors
- thread and needle

---

## Étape 1 - Fabric preparation


- Using a pair of scissors, cut the clothes into long pieces as shown in the adjacent image.

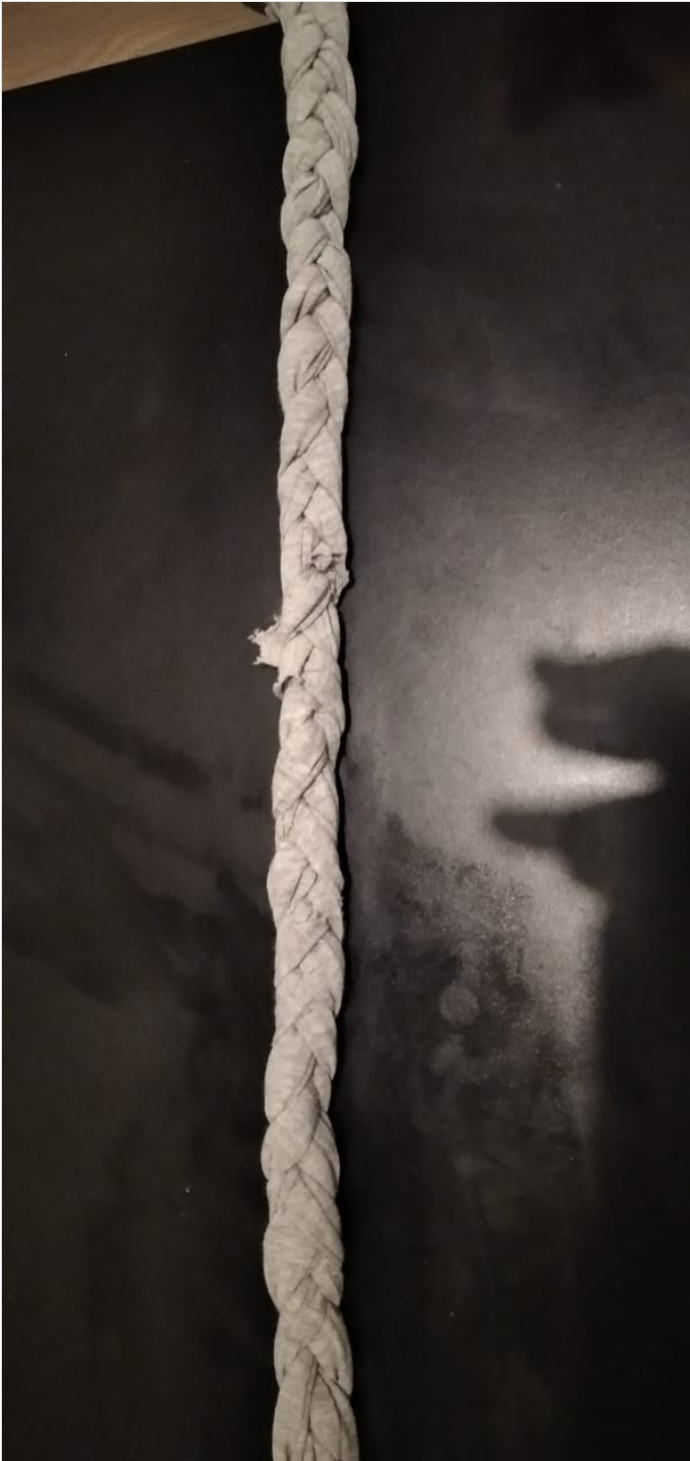


---

## Étape 2 - Braiding

- Braid the pieces you already cut, 3 by 3.





## Étape 3 - Finishing touches

Finally, put the braided pieces in a spiral and sew each turn.

